




















Each charger, booster or starter comes with a pair of clamps suitable for the device's wattage. As the battery-charging clamps will wear out faster than the equipment to which they are fitted, GYS sells replacement clamps. These items are sold either in pairs or individually, allowing new clamps to be retrofitted in case of wear and tear or obsolescence.

Battery-charging clamps	$I_{100\%}$	$I_{PEAK}$				Supplied with
 <p><b>40 A</b> ●● 053106</p>	<b>30 A</b>	<b>75 A</b>	30 mm	20 x 90.2 x 70.7 mm	2.5 mm <sup>2</sup>	ENERGY 124 / 126 TCB 60 / 90 / 120 GYSFLASH 1.12 / 4.12 / 6.12 / 8.12 / 12.12 / 6.24 / 9.24 GYSFLASH 6 HERITAGE GYSFLASH 1.12 PL / 18.12 PL / 30.12 PL / 20.12/24 PL / 6.24 PL / 3.48 PL / 10.36/48 PL GYSFLASH 1.12 Lithium / 6.12 Lithium CT 160 / 210 CA 150 WATTMATIC 100 / 140 / 170 BATIUM 7.12 / 15.12 / 7.24 / 15.24 START UP 80
 <p><b>60 A - XS</b> ● 071896 ● 071889 ●● 071872</p>	<b>60 A</b>	<b>150 A</b>	25 mm	24 x 75 x 55 mm	16 mm <sup>2</sup>	GYSFLASH 30.12 GYSFLASH 30.24 GYSFLASH 50.12 GYSFLASH 50.24
 <p><b>60 A</b> ● 055537 ● 055520 ●● 024816</p>	<b>60 A</b>	<b>150 A</b>	25 mm	24.1 x 123.6 x 86.6 mm	10 mm <sup>2</sup>	CT48 CA360 BATIUM 25.24X START 200

Battery-charging clamps	I <sub>100%</sub>	I <sub>PEAK</sub>				Supplied with
 <p><b>200 A</b></p> <ul style="list-style-type: none"> <li>● 053502</li> <li>● 053403</li> </ul>	<b>100 A</b>	<b>200 A</b>	38 mm	30 x 150 x 75 mm	16 mm <sup>2</sup>	
 <p><b>300 A</b></p> <ul style="list-style-type: none"> <li>● 053700</li> <li>● 053601</li> </ul>	<b>200 A</b>	<b>300 A</b>	45 mm	30 x 170 x 105 mm	25 mm <sup>2</sup>	
 <p><b>600 A</b></p> <ul style="list-style-type: none"> <li>● 053779</li> <li>● 053786</li> </ul>	<b>120 A</b>	<b>600 A</b>	40 mm	29 x 151 x 135 mm	35 mm <sup>2</sup>	STARTIUM 480 / 680 / 980 DIAG-STARTIUM 60-12 / 60-24 GYSPACK 750 / PRO 800 STARTPACK TRUCK / TRUCK mobile GYSPACK PRO 700 / 900 STARTPACK 12.24 CI / PRO 12.24 CI
 <p><b>650 A</b></p> <ul style="list-style-type: none"> <li>● 055551</li> <li>● 055544</li> </ul>	<b>120 A</b>	<b>650 A</b>	35 mm	29 x 174.6 x 79.9 mm	25 mm <sup>2</sup>	GYSCAP 680E

Battery-charging clamps		I <sub>100%</sub>	I <sub>PEAK</sub>				Supplied with
<b>NEW</b> 	<b>120 A</b>	<b>700 A</b>	28 mm	28.4 x 126.6 x 86.6 mm	25 mm <sup>2</sup>	GYSFLASH 32.12 PL GYSFLASH 100.12 / 102.12 GYSFLASH 51.12 / 101.12 / 121.12 / 125.12 / 101.24 / 123.12 / 103.24 / 53.48 <b>CNT</b>	
	<b>700 A</b>	<ul style="list-style-type: none"> <li><span style="color: red;">●</span> 025783</li> <li><span style="color: black;">●</span> 025776</li> </ul>					
	<b>170 A</b>	<b>850 A</b>	44 mm	55 x 190 x 105 mm	35 mm <sup>2</sup>	GYSCAP 24 V	
	<b>850 A</b>	<ul style="list-style-type: none"> <li><span style="color: red;">●</span> 053816</li> <li><span style="color: black;">●</span> 053793</li> </ul>					
	<b>200 A</b>	<b>1000 A</b>	55 mm	60 x 225 x 117 mm	70 mm <sup>2</sup>	STARTPACK PRO 12.24 XL	
	<b>1 000 A</b>	<ul style="list-style-type: none"> <li><span style="color: red;">●</span> 025769</li> <li><span style="color: black;">●</span> 025752</li> </ul>					